

Rise Up & Write!



WELCOME!

AJLA "Rise Up & Write" is a space for students of all ages to celebrate the writing that they have been working on at school. From building foundational literacy skills to practicing creative writing- AJLA students cover it all! Please enjoy our class writing features, each displaying developmentally appropriate technique through drawing, letter formation, and spelling. Nurturing the progress of skills is our goal- not perfection!

Fourth/Fifth East & West

4th and 5th Graders have been learning about Medieval Europe, where things looked very different from today. They read about all the different roles you could have in Medieval society and put together the information in a helpful bulletin board for everyone to see! This was a collaborative project that all students contributed to through writing and drawing.

A monk is important because they work independently and work for their own things. A monk is a man who joins a religious community where they focus on God. In our text, they focus on God by making a promise to live simply. They make their own food, chairs, tables, clothes, and books.

This is important because they chose to bring their life to God and if they didn't write books we wouldn't know about how their life goes and anything about the past.



Did you know the roots Medi meaning "middle" and ev meaning "age". Literally means "of the middle ages"? That period was from the fall of the Western Roman Empire to the 14th century which is about 1000 years!



A Knight is a soldier on horse back who serves a king or lesser lord. In Medieval times they were important because they were skilled and very good in battle!

A monastery is a place where a community of monks live. I know this because it was in my notes and it said a place where a community of monks live. If monasteries didn't exist monks didn't have anywhere to go or make jewelry, chairs, beer and books.

Second Grade

In Second Grade we are learning about the writing process. The writing process outlines the steps writers take when creating their work. We have learned that:

- First, writers brainstorm and plan out their work using a template.
- Next, writers create their first draft.
- Finally, writers edit their work to correct any mistakes before rewriting a neat final copy!

To write a book, first I plan the story out. Next I start writing (draft). Then I edit the story.

Theo

To write a book, first I make a plan. Next I write what I planned. Last I edit my work.

Valentina

To write a book, first you plan what book you are going to write. Then I make up a name to put in on the book. After you draft. Finally you edit your work.


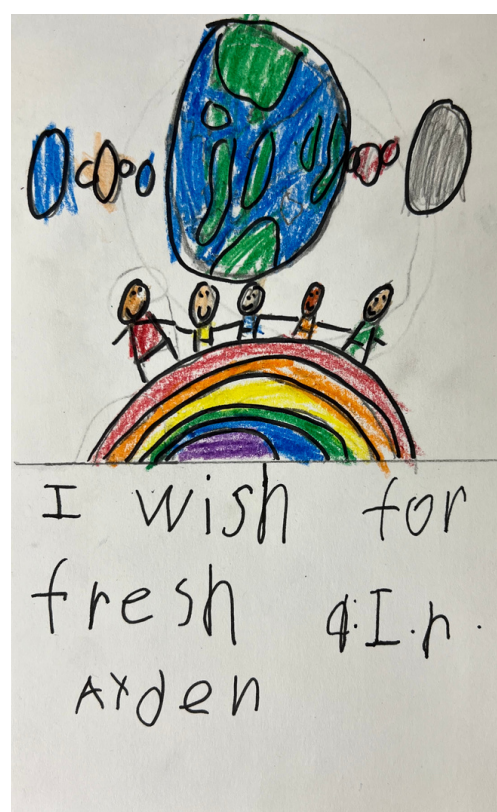


Amelia

Eduardo

To write a book first I think what is going to happen in the book. Next I make a draft about the book. Then I edit.

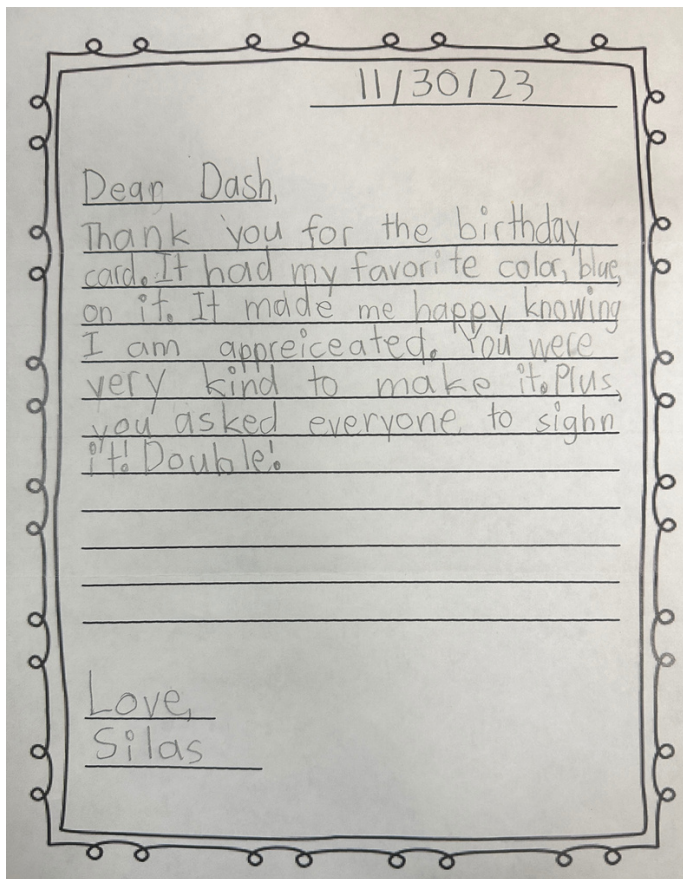
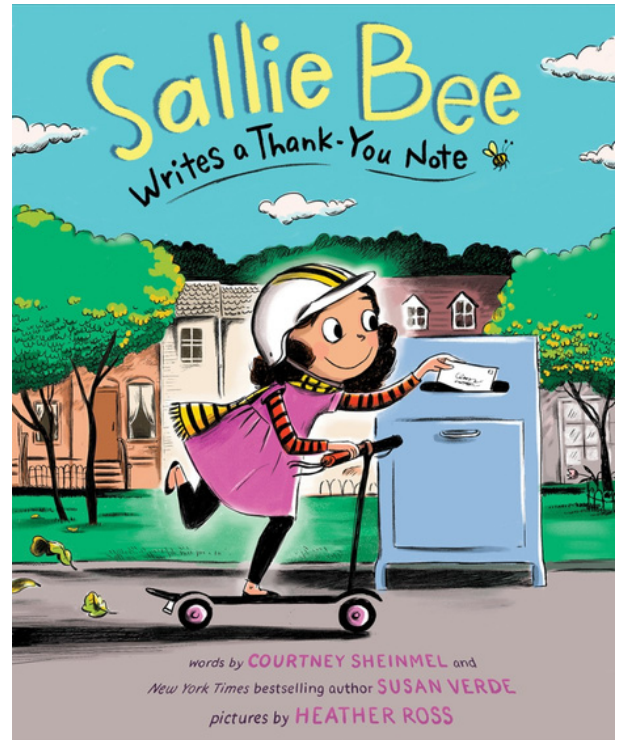
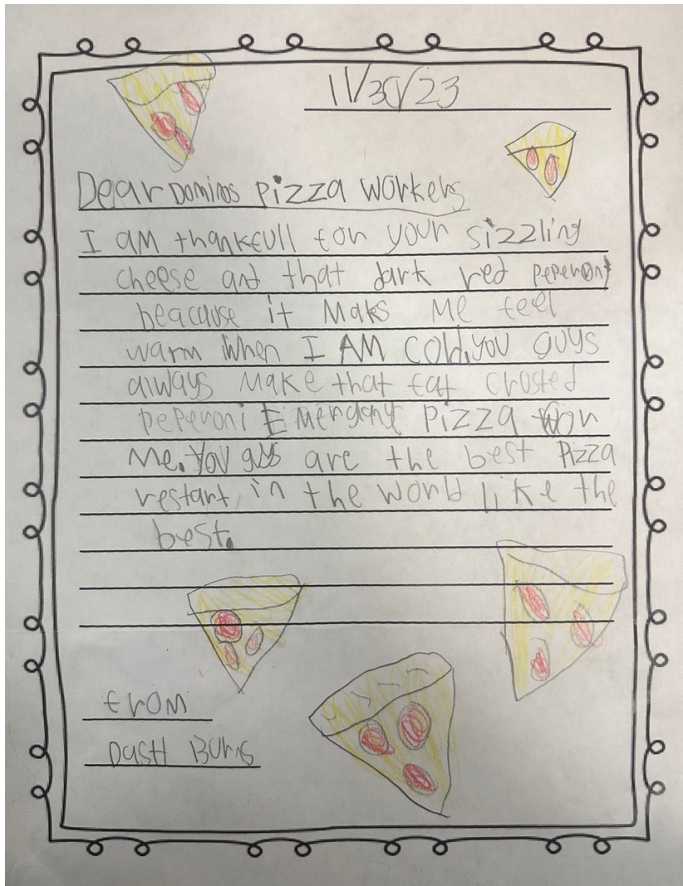
First Grade

December is a month full of reflection and gratitude in preparation for the new year. First Graders practice their reflection skills each day during Closing Circle when they look back at the day and brainstorm a star and a wish. A star is a moment they are proud of and a wish is a goal of something to improve upon in the future. After reading "I Wish Tonight" by Lois Rock, students wrote their wishes for the improvement of the world!



Third Grade

In honor of the holiday season, Third Grade has been actively reflecting on all that we are thankful for. We recently read the story "Sallie Bee Writes a Thank-You Note," where the main character shows her appreciation for others each day by writing a thank-you note. To celebrate the simple kindness of saying "thank you," the Third Graders wrote their own notes to special people in their lives.



DECEMBER WORD SEARCH

A	W	B	M	G	F	F	R	I	K	F	Z	A	E	M
L	C	J	A	R	H	M	Q	P	M	F	R	N	V	R
I	E	D	J	O	L	L	Y	Q	M	I	E	X	C	N
G	L	B	F	M	U	E	S	M	E	R	H	J	C	V
H	E	L	E	E	V	E	R	G	R	E	E	N	X	S
T	B	K	O	Q	A	A	V	H	R	D	O	A	A	I
S	R	V	Z	J	K	H	I	V	Y	U	B	Q	B	W
S	A	S	R	S	U	D	O	P	Y	Z	J	Z	T	C
V	T	Q	H	O	T	C	O	C	O	A	S	V	W	H
V	I	A	L	C	S	Y	H	E	X	W	P	D	C	E
X	O	S	N	O	O	D	B	D	C	B	E	Z	Z	E
G	N	B	V	X	A	W	I	N	T	E	R	Y	P	R
E	J	I	M	C	F	I	R	E	P	L	A	C	E	Y
K	D	G	S	O	L	S	T	I	C	E	W	E	R	G
P	Z	O	E	P	F	T	Z	N	R	V	F	K	I	G

celebration

fire place

evergreen

solstice

hot cocoa

winter

lights

merry

cheer

jolly