

# Rise Up & Write!



## WELCOME!


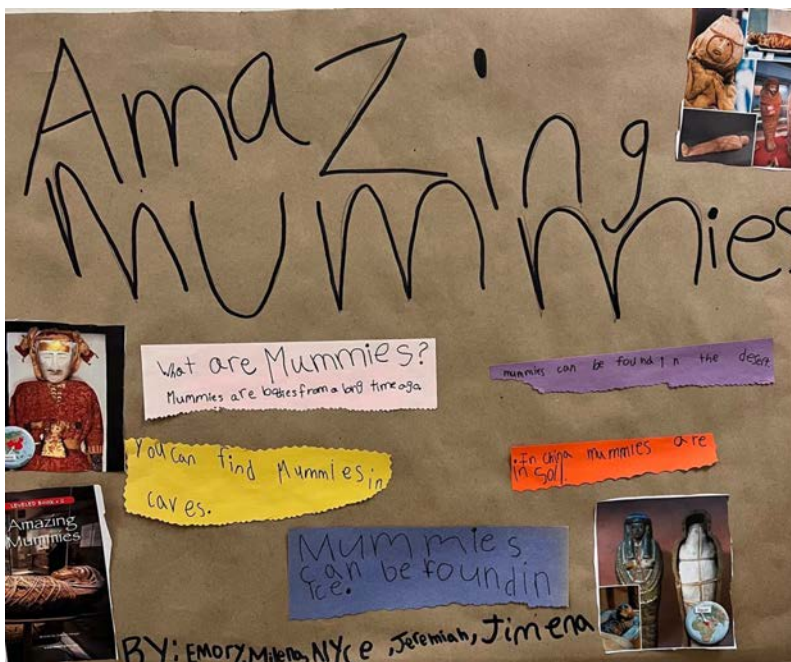
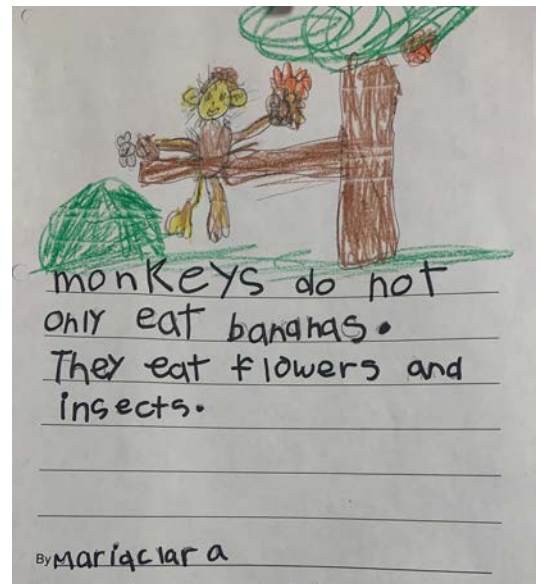
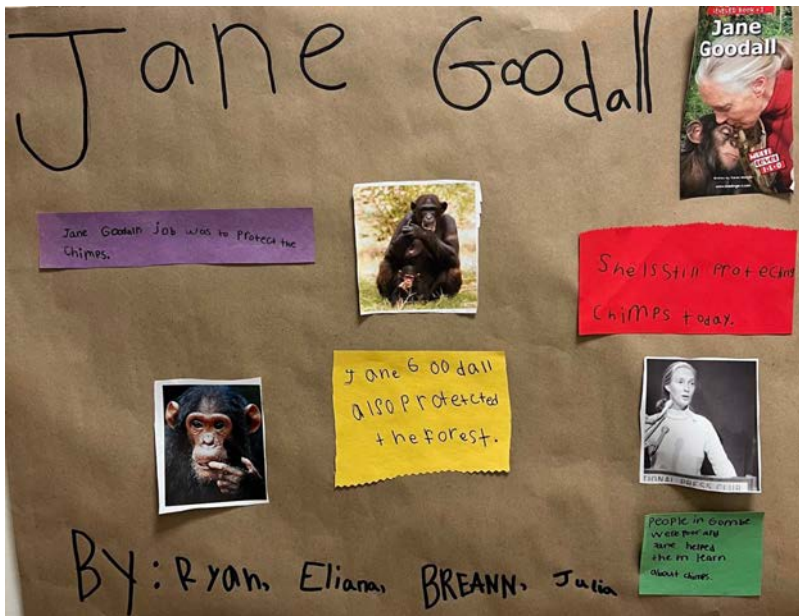
AJLA "Rise Up & Write" is a space for students of all ages to celebrate the writing that they have been working on at school. From building foundational literacy skills to crafting paragraphs of work- AJLA students cover it all! Please enjoy our class writing features, each displaying developmentally appropriate technique through drawing, letter formation, and spelling. Nurturing the progress of skills is our goal- not perfection!

## WHAT IS IN THIS MONTH'S ISSUE?

- Class Writing Features
- April Birthdays
- Spring Word Search
- Mindful Moment

## First Grade

This month, first grade navigated non-fiction in both reading and writing! Students researched topics independently, as well as in their book clubs, to share the factual information they learned.





# Third Grade

Third grade held a Museum of Inspiring People for the AJLA community to share their research projects. They each wrote a biography of an important historical figure and presented to their peers and families. Students have also been celebrating National Poetry Month by writing haikus, Japanese poems with a 5/7/5 syllable format.

## Cesar Chavez

By David

Can you imagine working all day on a farm when you are 10 years old? Cesar Chavez had to do that. Cesar Chavez was born in Arizona in 1927. He wanted to be an activist and wanted to help migrant workers have equal rights. A migrant worker is a person that works on farms and goes farm to farm to find work. But a lot of farm workers got treated really badly. In 1952 he heard other people that were activists giving speeches about equal rights. One person he heard was Martin Luther King. Then he started working on rights for Latino people who were migrant workers. He wanted to help them in a peaceful way. He started a union of migrant farm workers called National Farm workers Association.



But he sadly died in 1993 he died because of a heart attack. His legacy was that he changed a lot of farm workers lives and he changed their pay and all of that lasted until after he died

## Maya Angelou

By Reece

Maya Angelou did not talk for 5 years, but she grew up to be a famous poet with lots of published books.

Maya Angelou was born in Missouri in 1928. She lived in Arkansas with her brother and grandma when she was a kid. In 1935, Maya was attacked. She was so upset that she stopped talking for 5 years. Maya sang and wrote instead. Eventually, she talked again. In 1950, she moved to New York city to act, sing and dance. She also traveled to Africa and other places. In the 1960s, Maya worked as a civil rights activist with Martin Luther King, Jr. Maya loved writing poetry. In 1969, she published her first book it was a best seller. People loved it. In 1993, she read her poem at Bill Clinton's inauguration. This was a big deal. She was the first black woman to do that. President Obama gave her the Medal of Freedom in 2011.

Maya wrote until she died in 2014. She was 83 years old. Maya will be remembered for being a leader. She was brave, hopeful and powerful with her words. In 2022, a quarter was made with her on it to celebrate her.


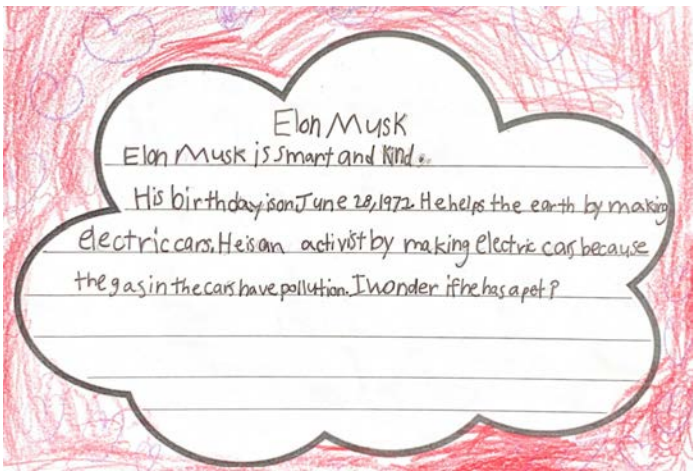


Title: Sugarcane  
by Nisa Tate

Sugarcane is sweet  
It originates sugar  
These... sweets are nature

# Second Grade

The second graders are continuing their informational writing unit by shifting their focus onto environmental changemakers such as Greta Thunberg, Elon Musk, Mari Copeny, and Sebastião Salgado. Students are learning about how the changemakers speak out and lend a helping hand to the Earth, inspiring them to reduce, reuse, and recycle in their own daily life.



### APRIL BIRTHDAYS

Hailey Blackwell- April 4th	Enaeli Lopez- April 15th
Eliana Mendez- April 9th	Hailey Ramos- April 15th
Niara Tate- April 11th	Azucena Ocotl- April 20th
Ezra Clark- April 12th	Alyce Braga- April 26th
Emma Nieves- April 13th	Caio Xavier- April 30th



# PreK 4

To celebrate National Poetry Month, PreK4 has been reading all kinds of poems and using them as inspiration for our own poems. For example, we spent time looking at haikus and used the 5/7/5 syllable format of haikus to write our own "Guess Who" haikus about animals. Each time we read or write a poem, we add it to our Poet Tree in our classroom.



# PreK Green

Pre-K Green has been working with scissors! There are many benefits to cutting with scissors, including strengthening hand muscles, two-handed coordination skills, hand-eye coordination, visual perception skills, fine motor skills, focus, and attention.



## SPRING WORD SEARCH

b s e e d l i n g n  
i b l o o m i n g t  
r z s k i r v b c n  
d u l u n u q l k g  
w e t r n s i c v a  
d q b h a s d e r r  
y o r u b i h t w d  
c m u e g f n i t e  
e x a k m s s y n n  
s n u f l o w e r e


- |          |          |          |        |
|----------|----------|----------|--------|
| sunshine | flower   | blooming | rainy  |
| bird     | seedling | bugs     | garden |





# Kindergarten

Kindergarten has been crafting How-to texts this spring. Procedural writing gives simple, step-by-step instructions on how to do or make something. Students practiced adding transition words and pictures to their ordered steps.



# PreK White

As PreK students are becoming more comfortable with writing and drawing tools, we continue to encourage proper pencil grips for those students who are ready. Students can use tools like play-doh, tweezers, and small crayons to build their fine motor strength.



## MINDFUL MOMENT: COOL DOWN WITH MISS JEN

At the March Parent Workshop, we explored how the Mood Meter helps student identify their feelings, big and small. Breathing is a great way to handle big feelings that might be interfering with our work and play. Try out this fun breathing technique!

### Roller Coaster Breathing:

- Open the palm of your hand and pretend that it is a roller coaster
- Trace up one side of your finger while breathing in through your nose
- Trace down the next finger while breathing out through your mouth
- Repeat for all five fingers